



California Faucets®

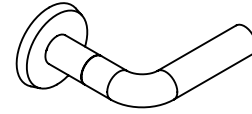
Tamalpais®

Two Handle Tub or Shower Trim

Features

- Available in 28 finishes including 13 PVD finishes
- All brass construction
- Less head, arm, flange, and spout
- Requires rough valve: 2-VR or VL-R (sold separately)

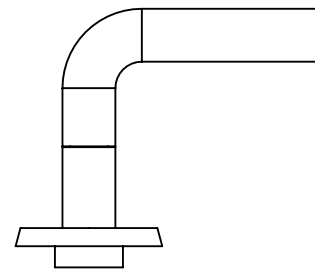
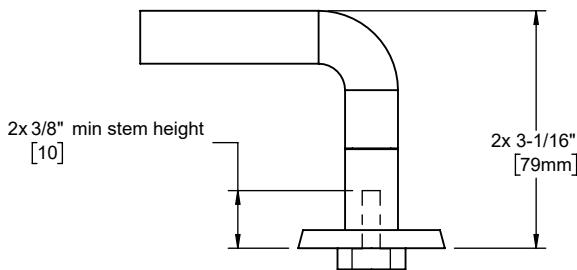
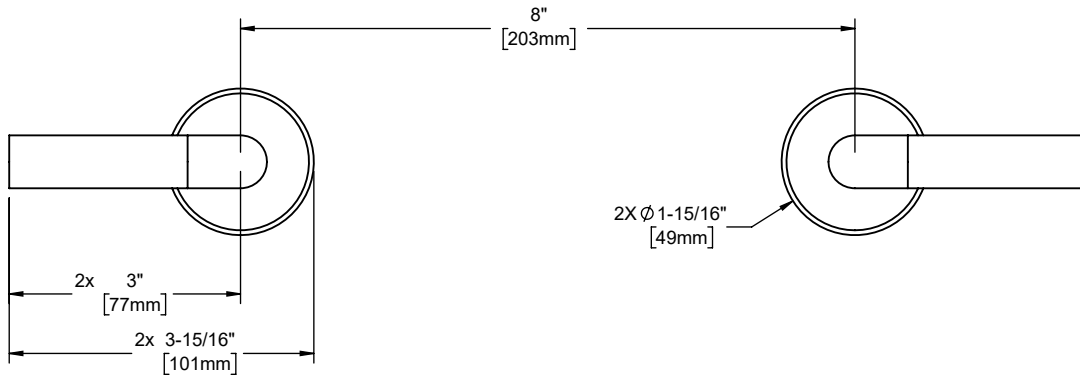
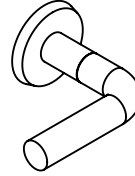
TO-7406L



Codes/Standards Applicable

Meets or exceeds the following at date of manufacture:

- ASME A112.18.1/CSA B125.1



Through-hole Specifications		
Min	Recommended	Max
Valve: Ø 1" [25mm]	Ø 1-3/8" [35mm]	Ø 1-1/2" [38mm]

Specifications subject to change without notice

Dimensions are inches, rounded to 1/16"
[Dimensions in brackets are mm, rounded to 1mm]