

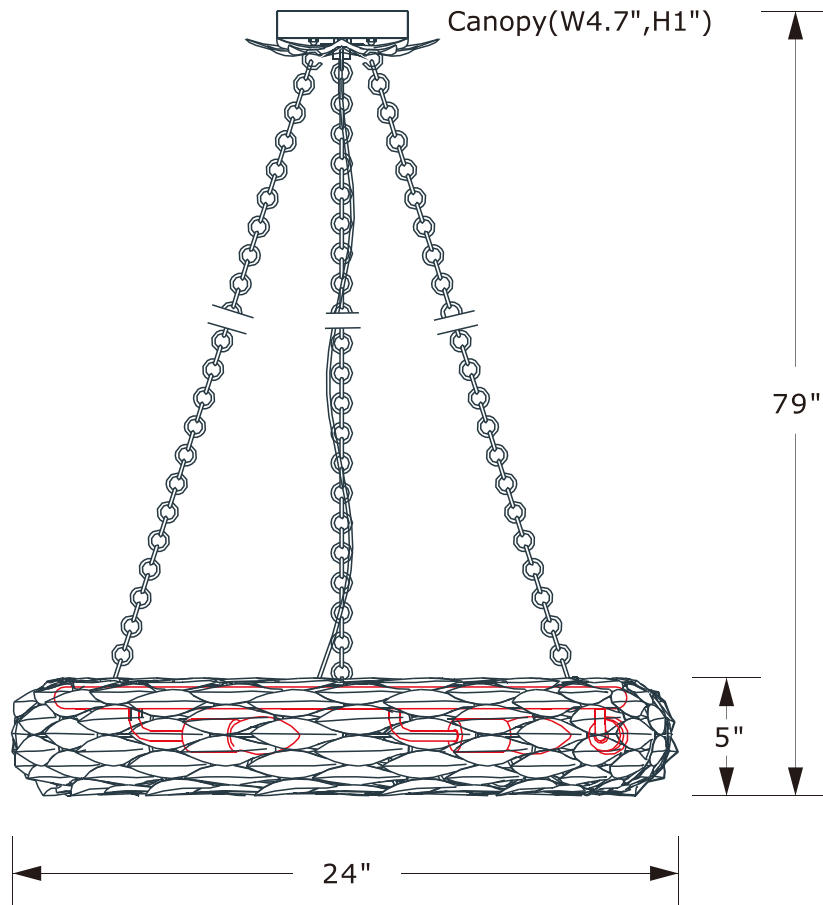
# CRYSTORAMA

LIGHTING THE WAY FOR SIXTY YEARS

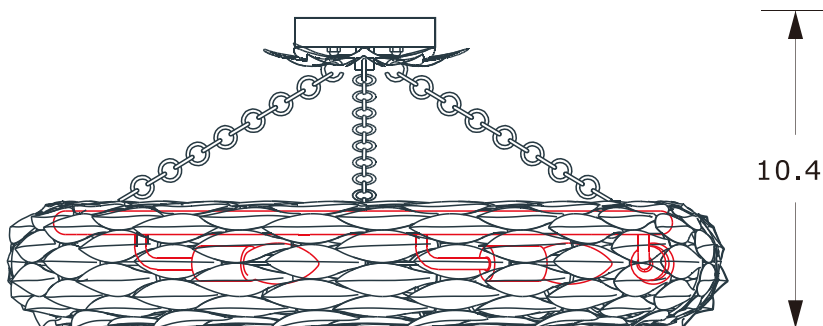


Crystorama.com

PART NUMBER MODEL # 536-GA\_CEILING




SEMI FLUSH



## WARNING:

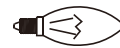


Electrical Danger



Turn Power Off

All electrical components must be installed by a licensed electrician in accordance with the National Electric Code and the appropriate local electrical codes.



You will need 6 -Candelabra Base Bulb  
40 Watts Recommended 60 Watts Max.  
USE LED BULBS FOR EXTENDED USE  
THE FIXTURE IS DAMP RATED

## How to install

1. Determine the preferred hanging height and adjust the chain accordingly.
2. Take one hanging chain. Hang one end onto the hook under the canopy and hang the other end onto the hook inside the frame. Repeat for the other two chains.
3. Weave the fixture wire through one of the hanging chains and through the canopy.
4. Insert recommended bulb (not included).
5. Install the canopy onto outlet box and secure it with the ball nuts.

**WARNING:** This product can expose you to Lead, which is known to the State of California to cause cancer and/or birth defects or reproductive harm. For more information go to [www.P65Warnings.ca.gov](http://www.P65Warnings.ca.gov).

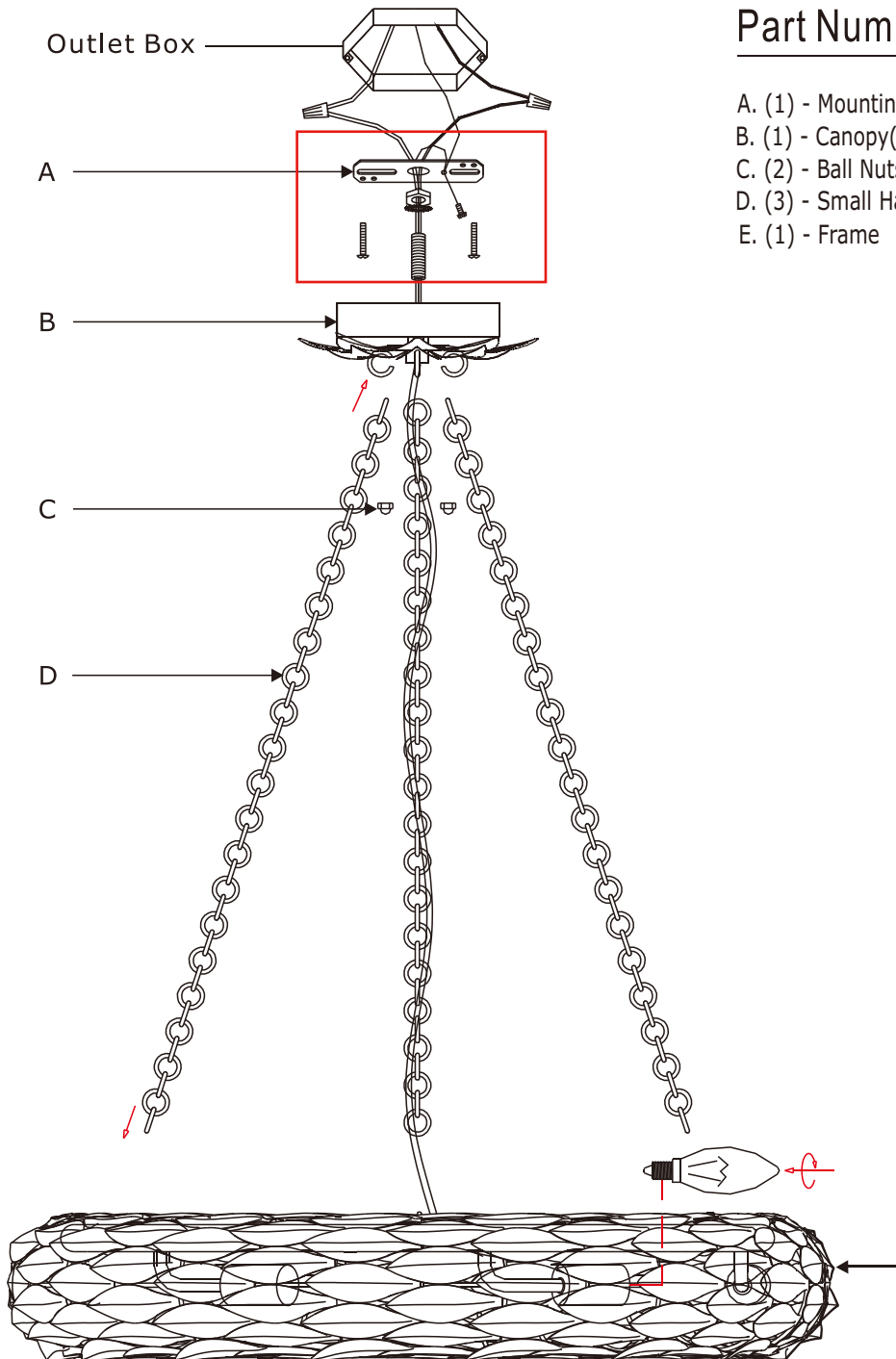
# CRYSTORAMA

LIGHTING THE WAY FOR SIXTY YEARS



Crystorama.com

PART NUMBER MODEL # 536-GA\_CEILING



## Part Number

- A. (1) - Mounting Hardware
- B. (1) - Canopy(W4.7", H1") #XRE517GACAN4.75IN
- C. (2) - Ball Nuts #XRE517GABANUT
- D. (3) - Small Hanging Chain(72",3mm) #XRE536GACHA3MM
- E. (1) - Frame