

# 4 Light LED Bent Arm Fitter Matte White

350015MWH (Matte White)

Project Name: \_\_\_\_\_  
Location: \_\_\_\_\_  
Type: \_\_\_\_\_  
Qty: \_\_\_\_\_  
Comments: \_\_\_\_\_



## Certifications/Qualifications

Location Rating CSA UL Listed Dry  
[www.kichler.com/warranty](http://www.kichler.com/warranty)

## Dimensions

Weight 2.70 LBS  
Height 3.50"

## Mounting/Installation

Mounting Weight 2.66 LBS

## Photometrics

Color Rendering Index 80  
Color Temperature Range 3000  
Kelvin Temperature 3000K

## Primary Lamping

Lamp Included 1  
Lamp Type E26  
Light Source LED  
# of Bulbs/LED Modules 4  
Socket Type Medium











## Product/Ordering Information

SKU 350015MWH  
Finish White  
Style Traditional  
UPC 783927600439

## Specifications

Material STEEL

## Additional Finishes

-  Antique Pewter
-  Brushed Nickel
-  Brushed Stainless Steel
-  Distressed Black
-  Matte White
-  Oil Brushed Bronze
-  Olde Bronze
-  Satin Black
-  Satin Natural Bronze
-  Tannery Bronze



White

---

---

**Kichler**

7711 East Pleasant Valley Road Cleveland, Ohio 44131-8010  
Toll free: 866.558.5706 or kichler.com

**Notes:**

- 1) Information provided is subject to change without notice. All values are design or typical values when measured under laboratory conditions.
- 2) Incandescent Equivalent: The incandescent equivalent as presented is an approximate number and is for reference only.

**KICHLER**®